

Specifications



Fan type

In line centrifugal roof curb mounted with vertical discharge

Applications

Suitable for operation in highly corrosive applications such as laboratory exhaust or the chemical industry.



Housings: PP

Single back strong high density UV treated and recyclable polypropylene (PPH) with no air leakage. All fan mounting hardware in stainless steel.



Wheels: PP

Forward curved centrifugal type impeller made of injection molded PPH. Fan wheel supplied with motor shaft bushing and hub cap constructed of PPH. Wheels electronically and dynamically balanced to ISO 1940.



Motors

Direct drive, asynchronous, single or three phase, IP55. Single speed: three phase 230/400V-50/60 Hz, single phase 230V-50Hz. Explosion proof motors available on request. Motor is outside the corrosive airstream and accessible by removal of outer housing. Three phase motors speed adjustable by variable frequency inverter drive..



ATEX

SEAT Series Fans are also available in ATEX Zone II, known outside Europe as explosion proof category 3 G execution in accordance with ATEX directive 94/9/CE. ATEX declaration of conformity available on our web site www.seat-ventilation.com. The performances curves of explosion proof fans are identical with the ones of the standard version.

Temperature resistance

PPH casing and wheel recommended up to 60°C.

Performance

Fan performance based on tests conducted in accordance with AMCA 210-85 and ISO 5801.

Warranty

SEAT VENTILATION warrants its equipment to be free from defects in workmanship and material under normal use and service for two years after shipment. Warranty is void if damage results from improper wiring or installation.



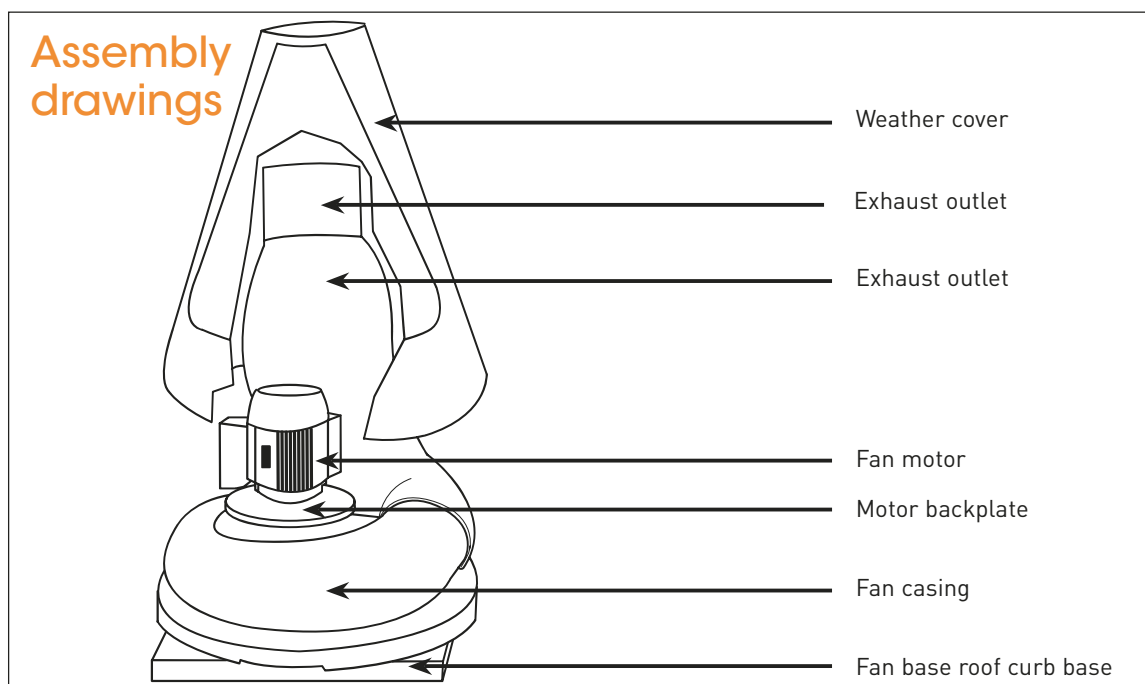
Electrical data and weight*

	RPM (T/min)	(kW)	(V)	AMP draw (A)	Weight (Kgs)	Reference
Single Phase						
JET 20	1500	0,25	230	2,5	21,40	71202010
	3000	0,75	230	5,4	22,60	71203010
JET 25	1500	0,37	230	3,1	23,00	71252010
JET 30	1500	1,50	230	6.87	41,80	71302010

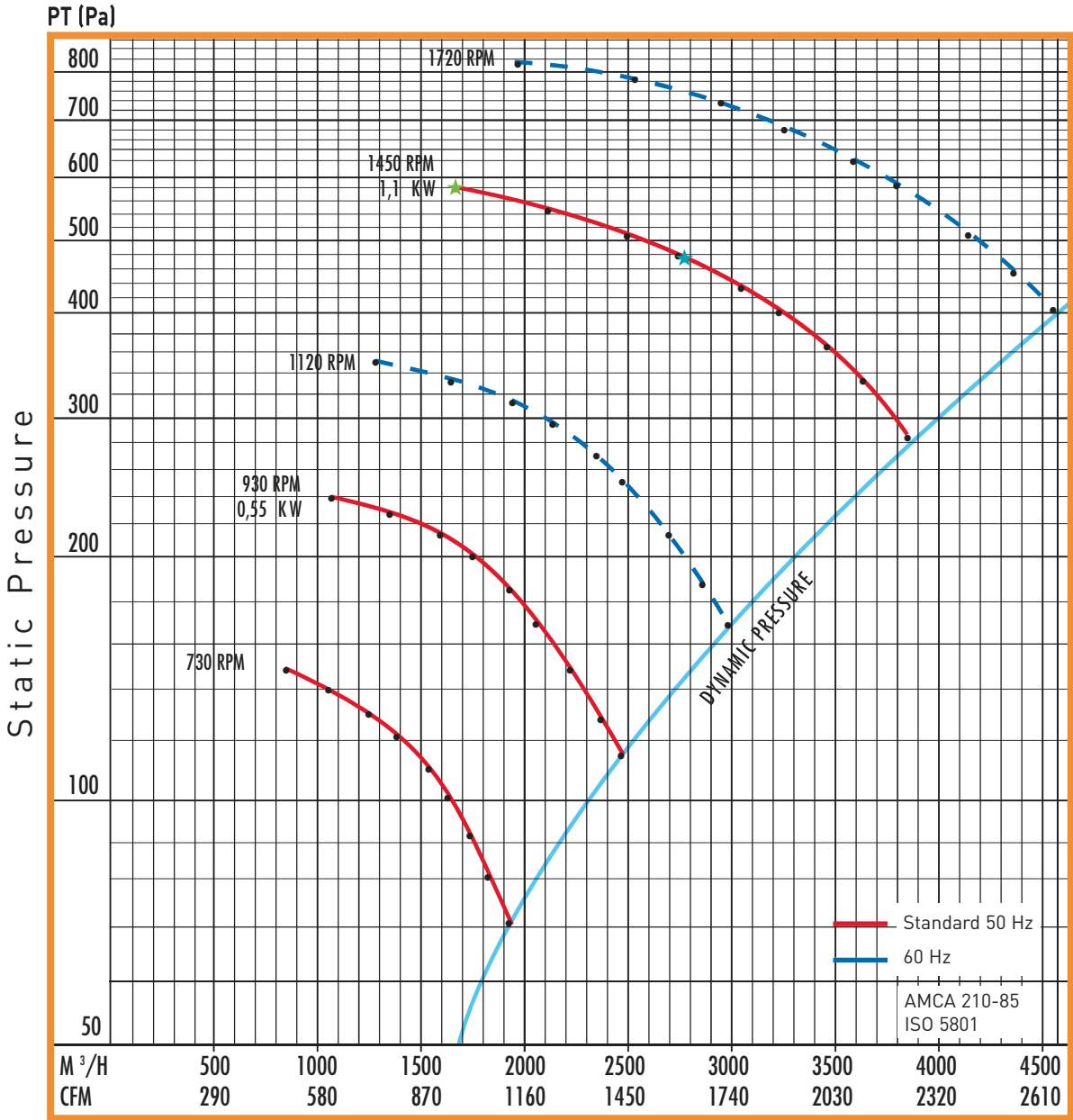
Three Phase						
JET 20	1000	0,18	230/400	1,5/0,85	21,70	71201000
	1500	0,25	230/400	1,7/0,96	21,00	71202000
	3000	0,75	230/400	3,2/1,9	23,40	71203000
	3000	1,10	230/400	4,7/2,7	27,90	71203001
JET 25	1000	0,18	230/400	0,21/0,7	21,40	71251000
	1500	0,37	230/400	3,1/1,8	21,20	71252000
	3000	2,20	230/400	8,8/5,1	41,20	71253000
	3000	3,00	230/400	10,3/6	45,60	71253300
JET 30	1000	0,55	230/400	3/1,8	41,40	71301000
	1500	1,10	230/400	4,7/2,7	45,50	71302000

ATEX 						
JET 20 ATEX	1000	0,18	230/400	1,06/0,61	22,30	71201003
	1500	0,18	230/400	0,97/0,56	22,30	71202003
	3000	0,75	230/400	3,3/1,9	26,00	71203003
JET 25 ATEX	1000	0,18	230/400	1,5/0,85	29,00	71251003
	1500	0,37	230/400	1,7/1	30,00	71252003
	3000	2,20	230/400	8/4,6	40,90	71253003
JET 30 ATEX	1500	1,10	230/400	5,7/3,3	43,70	71302003

*Tabulated current values are approximate and depend on make and model of the motor.



JET 30



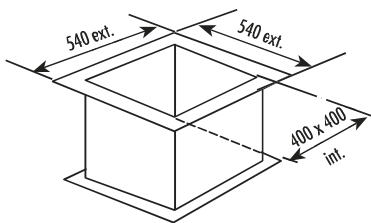

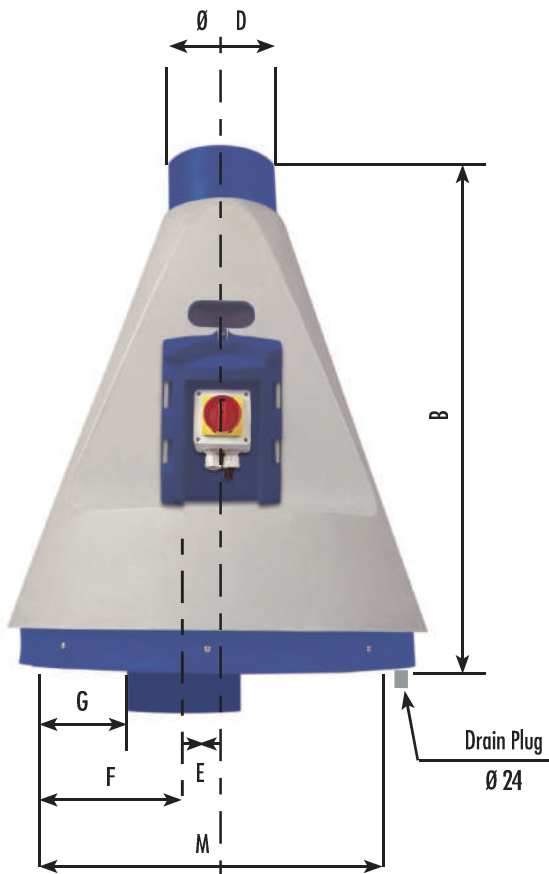
Noise level in octaves (dB)

Freq. Octave Hz	1450 R.P.M. ★ 1595 m³/h	1450 R.P.M. ★ 2730 m³/h
125	79	87
250	78	81
500	77	80
1000	76	78
2000	72	74
4000	66	70

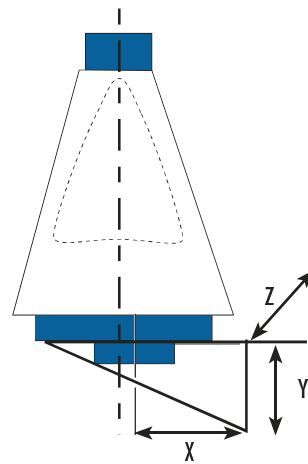


Free inlet/Free outlet
Noise level test type A.
Visit our website for details.

R.P.M.	LWA dB(A)
950	73,1
★ 1435	82,8



Roof curb sizing for guidance only



Option :
Wall metal bracket

Available in 

Dimensional data (mm)

A	B	Ø D	E	F	G	H	G'	X	Y	Z	M
880	1040	250	70	200	75	70	130	400	400	600	540-540 mm