

**SC731MF4.0T-IE2 - SC731MF5.5T-IE2
SC731MF7.5T-IE2**



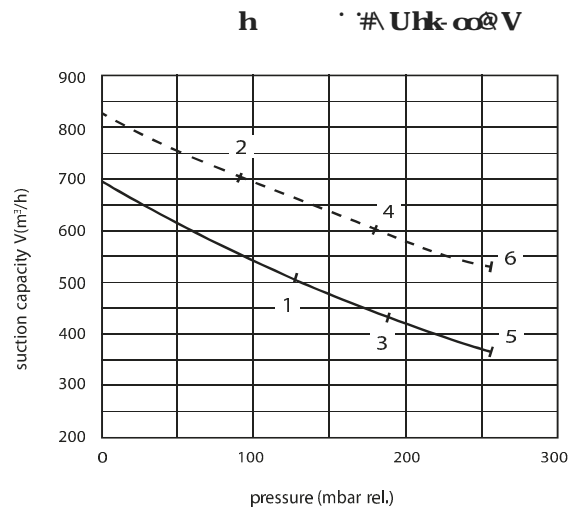
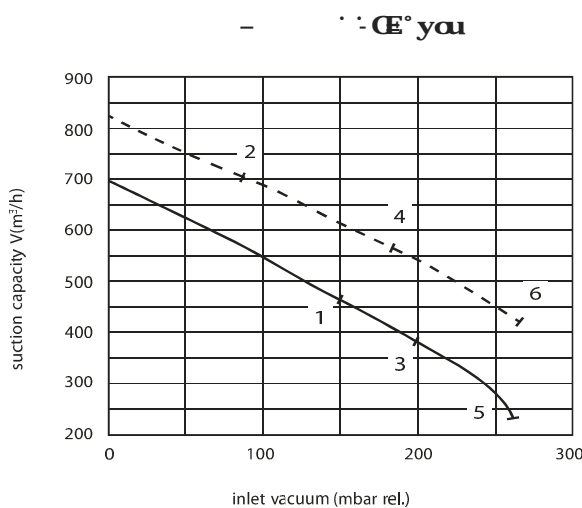
Ook leverbaar in ATEX uitvoering
Also available in ATEX version



De constructie van de ringventilatoren is gebaseerd op het principe van de zijkanalen. De ventilatoren kunnen zowel als afzuig- of als compressieventilator werken en zijn ontworpen voor continu gebruik. Het apparaat wordt direct op de motoras gemonteerd. Alle draaiende delen zijn dynamisch uitgebalanceerd om absolute afwezigheid van trillingen te garanderen. Volledig gegoten aluminium constructie voor maximale stevigheid en gebruiksgemak.

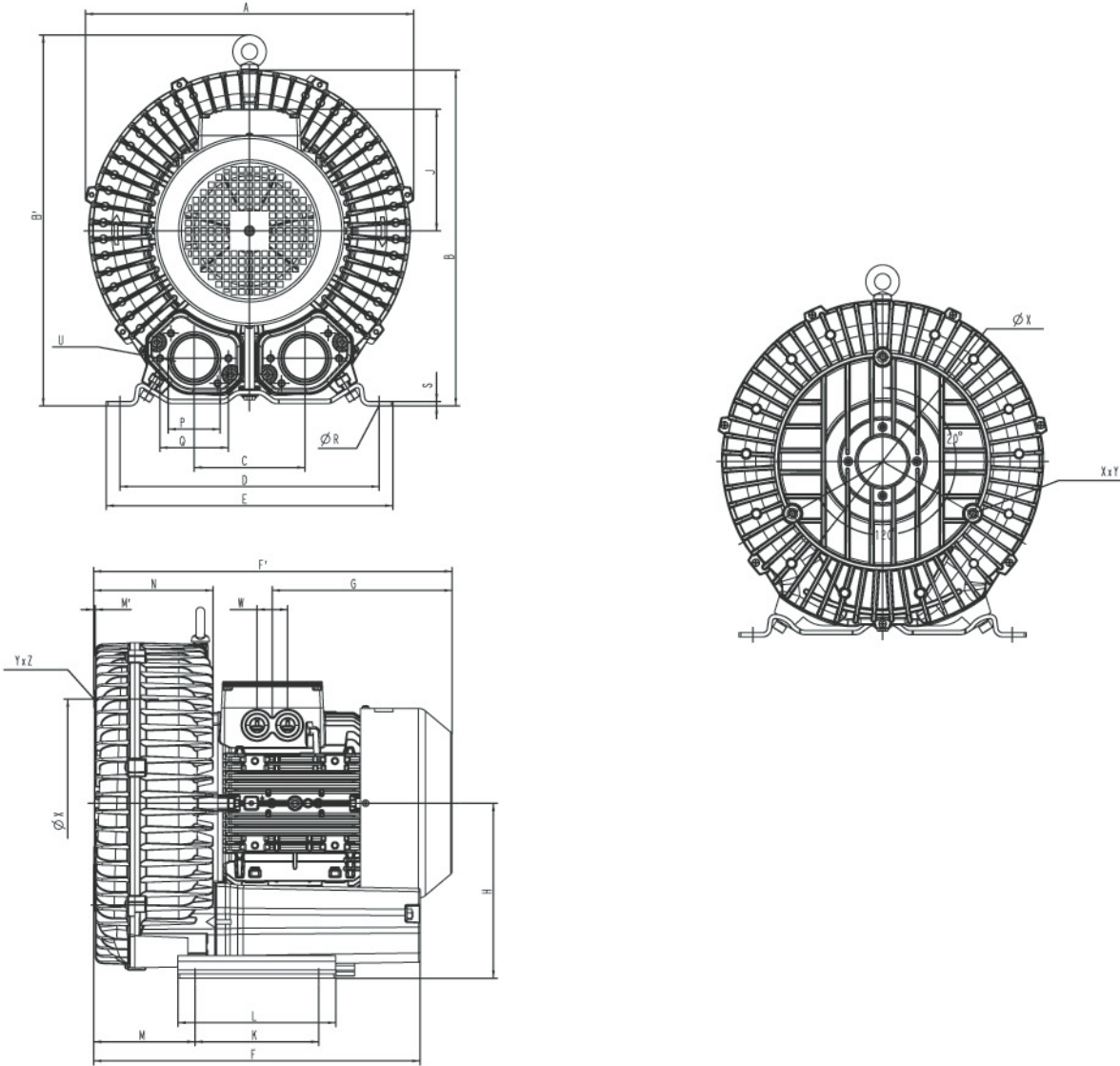
Construction of the ring blowers fans is based on the lateral ducts principle. The blowers can operate as either exhaust or compression fans and are designed for continuous service. The device is assembled directly on the motor shaft. All the rotating parts are dynamically balanced to ensure absolute absence of vibration. Full die-cast aluminium construction for maximum sturdiness and ease of handling.

Curve n.	Model n.	Frequency (Hz)	Output power (kW)	Voltage (V)	Rated current (A)	Noise dB (A)	Weight (Kg)
1	SC731MF4.0T-IE2	50	4.0	400/690	8.7 Δ/5.0Y	70	57
2	SC731MF4.0T-IE2	60	4.6	460/720	7.5 Δ/4.5Y	74	57
3	SC731MF5.5T-IE2	50	5.5	400/690	10.9 Δ/6.3Y	70	66
4	SC731MF5.5T-IE2	60	6.3	460/720	10.2 Δ/5.8Y	74	66
5	SC731MF7.5T-IE2	50	7.5	400/690	14.5 Δ/8.4Y	70	69
6	SC731MF7.5T-IE2	60	8.6	460/720	13.6 Δ/7.8Y	74	69



The characteristic data given here refer to the handling of gas with inlet temperature of 15° C, normal density of 1,23 kg/m³ and absolute pressure of 1.013 mbar. Tolerance of ±10%. The data may change without any notification.

Dimensions = mm



Phase	A	A'	B	B'	C	D	E	F	F'	G	H	H'	J	K	L	M	N	N'	O	ØP	ØR	S	V	W	ØX	YxZ	X-holes	
SC731MF4.0T-IE2	3~	451	-	461	509	152	356	394	449	466	230	240	-	148	170	217	139	164	-	65	G2 ¹ / ₂	15	6	4xM32x1.5	42	286	M12x20	0°/120°/240°
SC731MF5.5T-IE2	3~	451	-	461	509	152	356	394	449	492	247	240	-	167	170	217	139	164	-	65	G2 ¹ / ₂	15	6	4xM32x1.5	42	286	M12x20	0°/120°/240°
SC731MF7.5T-IE2	3~	451	-	461	509	152	356	394	449	492	247	240	-	167	170	217	139	164	-	65	G2 ¹ / ₂	15	6	4xM32x1.5	42	286	M12x20	0°/120°/240°

Dimensions in mm. Tolerance on given values ±10 % - unbinding and can be changed without prior notice.