

SC341MF0.81T-IE2 – SC341MF0.94M



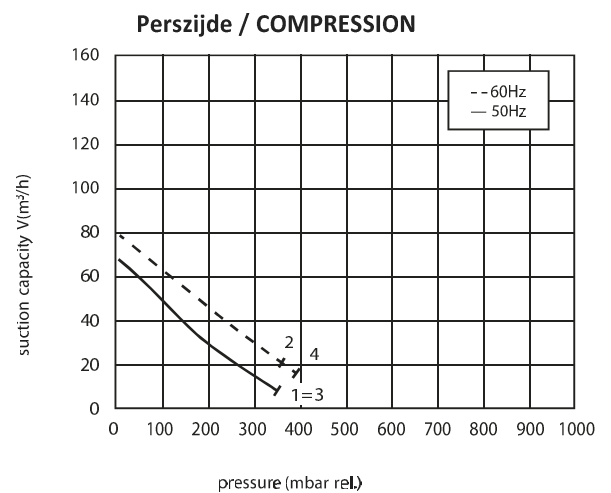
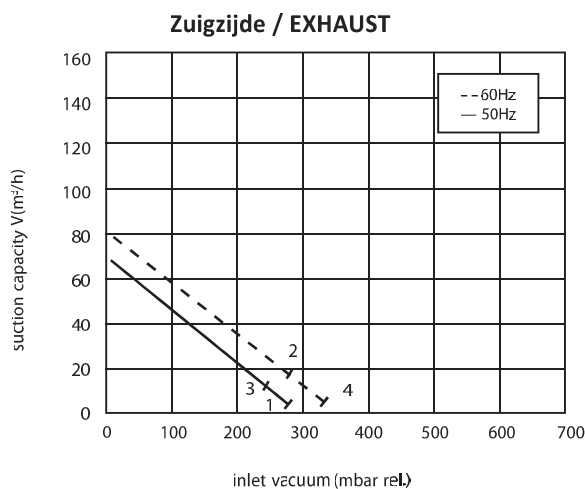
Ook leverbaar in ATEX uitvoering
Also available in ATEX version



De constructie van de ringventilatoren is gebaseerd op het principe van de zijkanalen. De ventilatoren kunnen zowel als afzuig- of als compressieventilator werken en zijn ontworpen voor continu gebruik. Het apparaat wordt direct op de motoras gemonteerd. Alle draaiende delen zijn dynamisch uitgebalanceerd om absolute afwezigheid van trillingen te garanderen. Volledig gegoten aluminium constructie voor maximale stevigheid en gebruiksgemak.

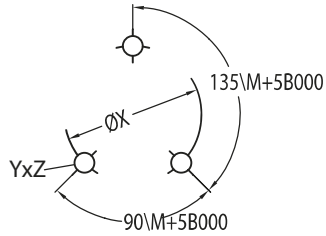
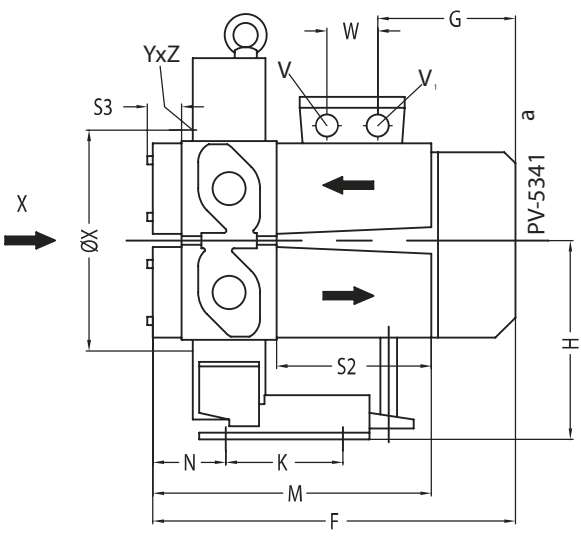
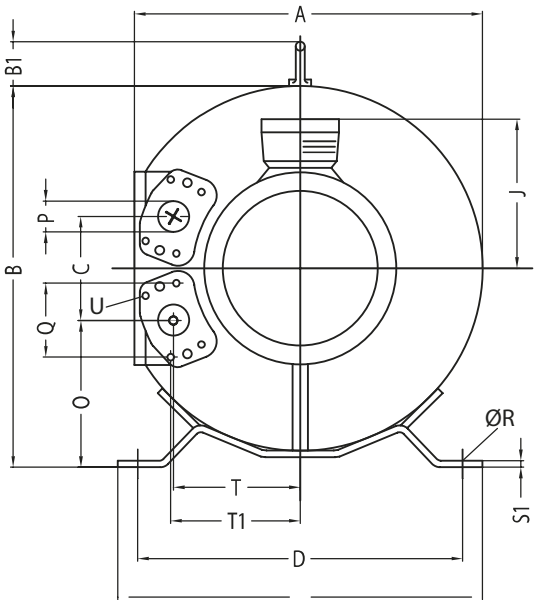
Construction of the ring blowers fans is based on the lateral ducts principle. The blowers can operate as either exhaust or compression fans and are designed for continuous service. The device is assembled directly on the motor shaft. All the rotating parts are dynamically balanced to ensure absolute absence of vibration. Full die-cast aluminium construction for maximum sturdiness and ease of handling.

Curve n.	Model n.	Frequency (Hz)	Output power (kW)	Voltage (V)	Rated current (A)	Noise dB (A)	Weight (Kg)
1	SC341MF0.81T-IE2	50	0.81	230 Δ 400Y	3.38 Δ/1.95Y	59	17
2	SC341MF0.81T-IE2	60	0.94	260 Δ 3460 Y	3.32 Δ/1.93Y	62	17
3	SC341MF0.94M	50	0.94	220-240	9.0	57	18
4	SC341MF0.94M	60	1.1	220-240	9.0	62	18



The characteristic data given here refer to the handling of gas with inlet temperature of 15° C, normal density of 1,23 kg/m³ and absolute pressure of 1.013 mbar. Tolerance of ±10%. The data may change without any notification.

Dimensions = mm



	Curve	A	B	B ¹	B1	C	C2	D	E	F	G	H	H1	J	K	M	N	O	P
SC341MF0.81T-IE2	1 / 2	313	339	—	39	94	—	290	325	295	129	177	—	120	105	256	67	130	G1 ¹ / ₄
SC341MF0.94M	3 / 4	313	339	—	39	94	—	290	325	295	129	177	—	120	105	256	67	130	G1 ¹ / ₄

	Curve	Q	R	S1	S2	S3	T	T1	U	V	V1	W	X	Y X Z
SC341MF0.81T-IE2	1 / 2	64	14	4	140	31	114	116	M6 x 17	M25 X 1.5	M16 x 1.5	32	153	M6 x 15
SC341MF0.94M	3 / 4	64	14	4	140	31	114	116	M6 x 17	M25 X 1.5	M16 x 1.5	32	153	M6 x 15